
















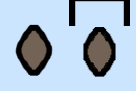








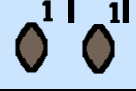










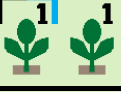



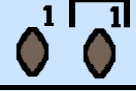





OCTOBER MONTHLY PLANTING GUIDE



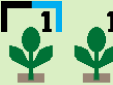


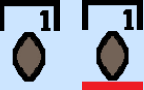
Cool Mountainous *

V202010

FROM SEED	FROM SEEDLING	IN SEEDLING BOXES #
BEANS - Bush 	BASIL 	BASIL 
BEANS - Climbing 	BROCCOLI ^x 	BROCCOLI ^x 
BEETROOT 	CABBAGE ^x 	BRUSSELS SPROUTS ^x 
CARROT 	CAPSICUM 	CABBAGE ^x 
CUCUMBER 	CHILLI 	CAPSICUM 
CORN 	CELERY 	CAULIFLOWER ^x 
PAK CHOI 	CORN 	CELERY 
PARSNIP 	CUCUMBER 	CHILLI 
POTATO 	EGGPLANT 	CORN 
PUMPKIN 	LEEK 	CUCUMBER 
ROCKET 	LETTUCE 	EGGPLANT 
SILVERBEET 	PAK CHOI 	LEEK 
SPRING ONION 	PUMPKIN 	LETTUCE 
SUNFLOWER 	SILVERBEET 	PAK CHOI 
ZUCCHINI 	SPRING ONION 	PUMPKIN 

OCTOBER MONTHLY PLANTING GUIDE

Cool Mountainous *

FROM SEED	FROM SEEDLING	IN SEEDLING BOXES #
	TOMATO 	SILVERBEET 
	ZUCCHINI 	SPRING ONION 
		TOMATO 
		ZUCCHINI 

ABOUT THIS MONTHLY PLANTING GUIDE

PLANTING GUIDE LEGEND



Sow seed.



Plant tubers or roots.



Plant seedlings.



Plant in electrically heated seedling propagation box.



Plant in a greenhouse, covered seedling tray or polytunnel.



Plant in temporary polytunnel & remove polytunnel when the weather warms up.



Plant in the open & cover with a temporary polytunnel when the weather turns cold.



Key vegetables only, not all vegetables that can be planted at this time are listed.



Plant seeds in seedling boxes for planting out as seedlings in four to six weeks time.



Prone to cabbage butterfly caterpillar damage in warmer weather.



Plant early in the month (first two weeks).



Plant late in the month (last two weeks).



Frost sensitive, only plant out after the risk of frost has passed.



Best sown in single cell seedling trays or planted out as seedlings grown in single cell seedling trays as these seedlings don't transplant as easily when their roots have been disturbed.

When more than one symbol is displayed there is more than one planting option.

Regardless of what this planting guide recommends, frost sensitive plants should only be planted after the risk of frost has passed.

This monthly Cool Mountainous planting guide is based on information drawn from six planting guides for South Eastern Australia, both contemporary and historical.

The general area it covers is all of Tasmania and the cool mountainous areas of mainland Australia from just West of Ararat to the North of Canberra. As such it is only a broad guideline, for more accurate planting information gardeners should also crosscheck with local sources in their specific areas.

Individuals and community organisations are welcome to copy and distribute this planting guide for free as long as it is not published for profit in any way. © John Ditchburn www.urbanfoodgarden.org