


































SEPTEMBER MONTHLY PLANTING GUIDE

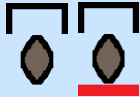

Cool Mountainous *

V202009

FROM SEED	FROM SEEDLING	IN SEEDLING BOXES #
ASPARAGUS 	BROCCOLI ^x 	BASIL 
BEETROOT 	CABBAGE ^x 	BROCCOLI 
CARROT 	LEEK 	CABBAGE 
PAK CHOI 	LETTUCE 	CAPSICUM 
PARSNIP 	ONION 	CELERY 
PEA 	PAK CHOI ¹ 	CHILLI 
POTATO 	SILVERBEET 	CORN 
SILVERBEET 	SPRING ONION 	CUCUMBER 
SPRING ONION 		EGGPLANT 
TURNIP 		SPRING ONION 
		LEEK 
		LETTUCE 
		PAK CHOI ¹ 
		PUMPKIN 
		SILVERBEET 

SEPTEMBER MONTHLY PLANTING GUIDE

Cool Mountainous *

FROM SEED	FROM SEEDLING	IN SEEDLING BOXES #
		TOMATO 
		ZUCCHINI 

ABOUT THIS MONTHLY PLANTING GUIDE

PLANTING GUIDE LEGEND



Sow seed.



Plant tubers or roots.



Plant seedlings.



Plant in electrically heated seedling propagation box.



Plant in a greenhouse, covered seedling tray or polytunnel.



Plant in temporary polytunnel & remove polytunnel when the weather warms up.



Plant in the open & cover with a temporary polytunnel when the weather turns cold.



Key vegetables only, not all vegetables that can be planted at this time are listed.



Plant seeds in seedling boxes for planting out as seedlings in four to six weeks time.



Prone to cabbage butterfly caterpillar damage in warmer weather.



Plant early in the month (first two weeks).



Plant late in the month (last two weeks).



Best sown in single cell seedling trays or planted out as seedlings grown in single cell seedling trays as these seedlings don't transplant as easily when their roots have been disturbed.

When more than one symbol is displayed there is more than one planting option.

Regardless of what this planting guide recommends, frost sensitive plants should only be planted after the risk of frost has passed.

This monthly Cool Mountainous planting guide is based on information drawn from six planting guides for South Eastern Australia, both contemporary and historical.

The general area it covers is all of Tasmania and the cool mountainous areas of mainland Australia from just West of Ararat to the North of Canberra. As such it is only a broad guideline, for more accurate planting information gardeners should also crosscheck with local sources in their specific areas.

Individuals and community organisations are welcome to copy and distribute this planting guide for free as long as it is not published for profit in any way. © John Ditchburn www.urbanfoodgarden.org